

FEDAS Product Classification key



Guideline

DOCUMENT INFORMATION	
AUTHOR	REIDAR MAGNUS
VERSION	4.0
CREATION DATE	08.02.2017
LAST UPDATE	15.11.2018
FILENAME	C:\REIDAR\MANDATE\FEDAS OPERATION\GUIDELINE\GUIDELINE VERSION 2017\I-3 FEDAS INTRODUCTION EN V4.0 2017.DOCX
APPLICATION	SGI-DHO GUIDELINES

Contents

1	INTRODUCTION & CONCEPT	3
1.1	Why SGI-DHO and the FEDAS Product Classification Key	3
1.2	The Administration of the FEDAS Product Classification Key	3
1.3	Terminology & Abbreviations	3
1.4	© SGI-DHO	4
2	FEDAS PRODUCT CLASSIFICATION KEY (PCK)	5
2.1	Introduction to the FEDAS Product Classification Key (PCK)	5
2.2	Examples: Equipment-Apparel-Shoes (Footwear)	6
2.3	The single elements of the 6-digit structure of the PCK	7
2.3.1	Product type (PT)	7
2.3.2	Activity code (AC)	7
2.3.3	Product Main-groups (PMGr)	9
2.3.3.1	Product Main-groups (PMGr), Equipment	9
2.3.3.2	Product Main-groups (PMGr), Apparel	11
2.3.3.3	Product Main Groups (PMGr), Footwear	13
2.3.4	Product Sub-groups (PSGr)	13
2.3.4.1	Product Sub-groups (PSGr), Equipment	13
2.3.4.2	Product Sub-groups (PSGr), Apparel	13
2.3.4.3	Product Sub-groups (PSGr), Shoes (Footwear)	16

1 INTRODUCTION & CONCEPT

1.1 WHY SGI-DHO AND THE FEDAS PRODUCT CLASSIFICATION KEY

In today's interlinked supply chains next to the physical flow of goods the electronic exchange of data is a key element that all involved parties are concerned by. To facilitate the electronic exchange of data well established standards play an important role. Without such a standard each retailer that receives product data from the brands he works with must manually translate the product classification key used by the brand into the retailers' internal product classification key before the data can be processed in his IT systems.

A uniform and unique product classification key makes these jobs unnecessary. SGI-DHO has therefore developed the FEDAS product classification key for the sporting goods industry. Since sports and the associated products do evolve or change over the years the FEDAS product classification key has continuously been updated and optimised to satisfy the requirements of our industry.

The standardising of additional commercial codes, for example colours, size ranges, etc, is on our agenda as further steps within the optimising process.

The following codes were implemented in 2018:

- a) SGI Gender Code
- b) SGI Age Code
- c) SGI Colour Code

The SGI-DHO commercial codes can but must not necessarily replace the company internal codification. It can be used as the common "language" when communicating with other business partners and be mapped to internal codes.

1.2 THE ADMINISTRATION OF THE FEDAS PRODUCT CLASSIFICATION KEY

SGI-DHO is as the owner of the FEDAS product classification key also in charge of the administration of the key.

Should new product classification keys be required, then SGI-DHO must be informed. SGI-DHO will then decide if this request is justified and if so the implementation process will be initiated.

An international task force in which various companies of our industry (manufacturer and retailer) are represented is meeting regularly to discuss the requests for updates.

1.3 TERMINOLOGY & ABBREVIATIONS

DEUTSCH Terminologie	Abkürzung	ENGLISH Terminology	Abbreviation
Sporting Goods Industry- Data Harmonization Organisation	SGI-DHO	Sporting Goods Industry- Data Harmonisation Organisation	SGI-DHO
FEDAS Warengruppenschlüssel	FEDAS-Schlüssel	FEDAS Product Classification Key	FEDAS PCK
Produkt Type	PT	Product Type	PT
Erlebnisbereich	EB	Activity	AC
Warenhauptgruppe	WHGr	Product Main Group	PMGr

Warenuntergruppe	WUGr	Product Sub Group	PSGr
Warengruppenschlüssel	WGS	Product Classification Key	PCK
Warengruppe	WGR	Product Group	PGR
Herren/Unisex	He/Uni	Men/Unisex	Men/Uni
Damen	Da	Ladies	Lad
Kinder	Ki	Children	Chi

1.4 © SGI-DHO

Further information can be found on the public area of our home page (www.sgidho.com).
A small leaflet summarizing the main objectives of SGI-DHO is also available in hard copy and can also be downloaded directly from our home page.
For users interested in implementing the key a more detailed presentation as well as description and guidelines are available on (www.sgidho.com).

For further information please contact:

Office: SGI-DHO,
Address: Wölflistrasse 2, 3006 Berne, Switzerland
Phone: +41 (0) 31 381 96 61
E-mail: www.sgidho.com

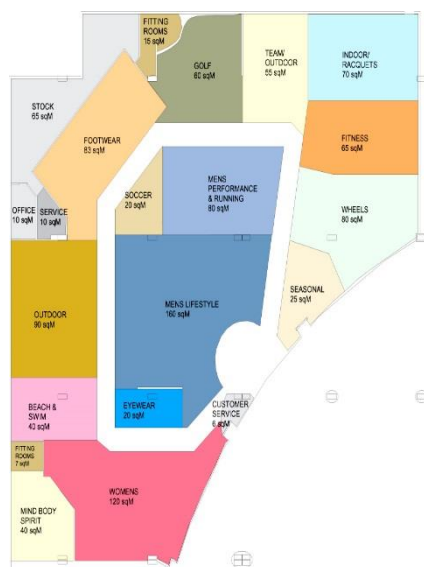
© SGI-DHO is the owner of this FEDAS Product Classification Key (PCK)

2 FEDAS PRODUCT CLASSIFICATION KEY (PCK)

2.1 INTRODUCTION TO THE FEDAS PRODUCT CLASSIFICATION KEY (PCK)

The objective of SGI-DHO was to develop a product classification key (PCK) with a logical structure covering the key requirements of the sporting goods industry.

This is the reason why the FEDAS product classification key (PCK) was defined with a structure showing the product type, activity code, as well as the main and sub product groups.



The product classification key allows an evaluation based on the product types Equipment, Apparel and Footwear, as well as according to activities. These activities are adapted to the structure of a sporting goods store.

To give the consumer an integral shopping experience most retailers have a store layout that is divided into categories (activity approach)

The levels product main-groups and product sub-groups allows a more detailed evaluation.

The FEDAS product classification key is a numerical six-digit code with the following structure:



Table 2: Structure of the FEDAS Product Classification Key:

Position	Description
1	Product type (Equipment, Footwear, Apparels,...)
2 - 3	Activity code (type of sports)
4 - 5	Product Main-group of the activity
6	Product Sub-group of the activity

2.2 EXAMPLES: EQUIPMENT-APPAREL-FOOTWEAR (FOOTWEAR)

For better understanding the implemented structure here some first coding examples for Equipment, Apparel as well as Footwear.

Table 3: Equipment

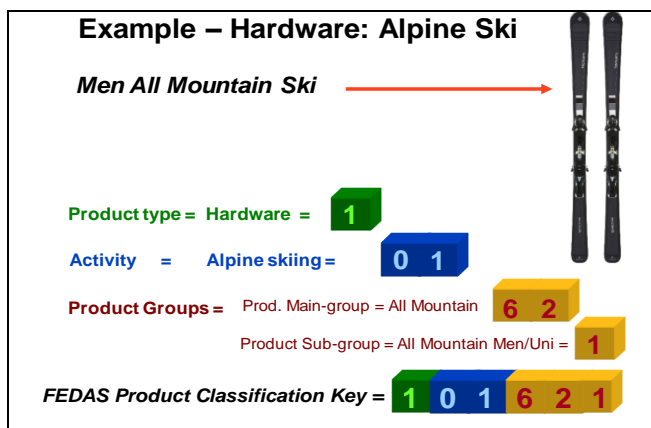


Table 4: Apparel

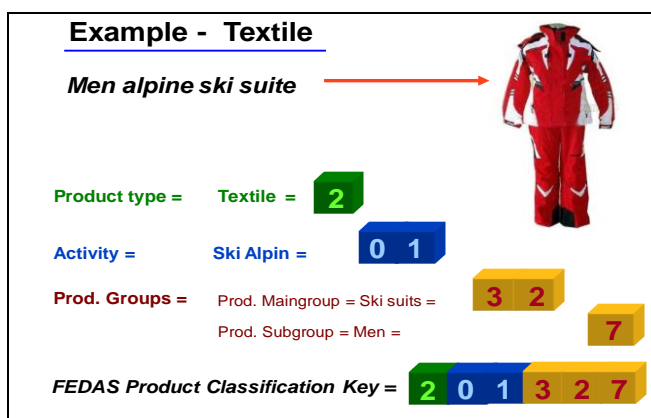
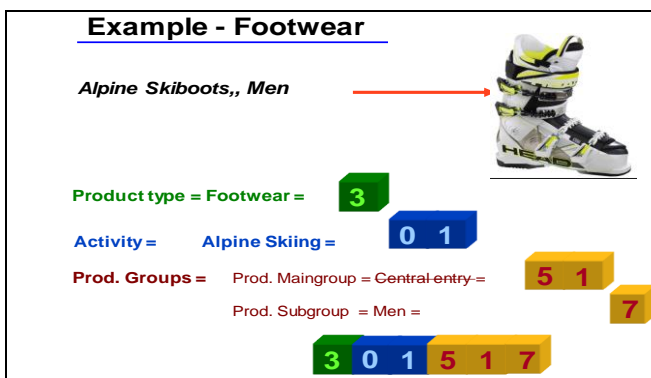


Table 5: Footwear

To be adapted according to next update (2Q 2017)



2.3 THE SINGLE ELEMENTS OF THE 6-DIGIT STRUCTURE OF THE PCK

2.3.1 Product type (PT)



The first digit of the 6-digit Product Classification Key (PCK) is reserved for the product type.

This part of the code enables the grouping as well as the interpretation of the "Apparel", "Equipment" and "Footwear" ranges as well as the requirements for services rental and nutrition.

Table 1: Product Type Codes:

0 = *Reserved for future requirements*

1 = Hardware

2 = Apparel

3 = Footwear

4 = *Reserved for future requirements*

5 = *Reserved for future requirements*

6 = Rental

7 = Services (only for retailers)

8 = Nutrition

9 = Free for company internal use e.g. product types, which are not key activities of sports shops, but are sold by some sport shops (i.e. travelling arrangements, movies/photo, articles, toys, tools, etc.).

2.3.2 Activity code (AC)

As mentioned in the beginning, the product classification key must be structured according to the activities – like type of sport. The second and third digits are therefore reserved for the activities of our industry and is it unique for all product types.



Since the code has been defined as a numerical field, 99 activity codes are reserved for the activities. The experiences over the years, have

shown us, that the 99 codes cover the need at the moment, but do not leave enough options for all optional future developments.

Many products are listed in different activity fields (type of sports). In order to achieve an optimal management information not only for one specific product group, but for all activity fields, the activity code is integrated as part of the product classification key.

For products that are used in several activities (cannot be allocated to one specific activity only), like sport bags, we have created the activity field "Multisport".

The individual activities are structured as follows:

Activity (group) Working concept	Code-Range	Activity (examples) Name	Code
Multisport	00		
Snow and Ice	01 - 14	Alpine skiing	01
		Cross country skiing	02
		etc. until	
Water Sports	15 - 21	Swimming	15
		Surfing	16
		etc. until	
		Kayak/Canoeing	21
Racket Sports	24 - 27	Tennis	24
		Squash	25
		etc. until	
		Table tennis	27
Ball / Team Sports	32 - 38	Soccer	32
		Basketball	33
		etc. until	
		Floorball / Field hockey	38
Track & Field Sports	45 - 56	Walking / Nordic Walk.	45
		Running	46
		Track-and-field sports	47
		etc. until	
		Triathlon	56
Wheel Sports	60 - 62	Bike	60
		Fun wheel sports	62
Outdoor Activities	64 - 75	Mountaineering/Hiking	64
		Camping	67
		etc. until	
		Leisure/Fashion	75
Indoor Sports	78 - 88	Fitness / Workout	78
		Boxing	80
		etc. until	
		Various games	88
PR & Promotion activities			98
Nutrition (Block for Nutrition only)		Nutrition	99

The sequence of the listing (**groups**) enable the user to carry out evaluation over several activities like all winter sport activities.

The structure of the first 3 digits of the product classification key open the scope of providing information and make evaluation of

- A) All activities of the entire Product Type (1st digit),
- B) a range of activities (01-14 = winter) and
- C) only for one activity (01 = alpine skiing)



2.3.3 Product Main-groups (PMGr)

With the next 3 digits of the code we make a more detailed classification in product main-groups and product sub-groups. Digit 4 and 5 is reserved for the product main group.

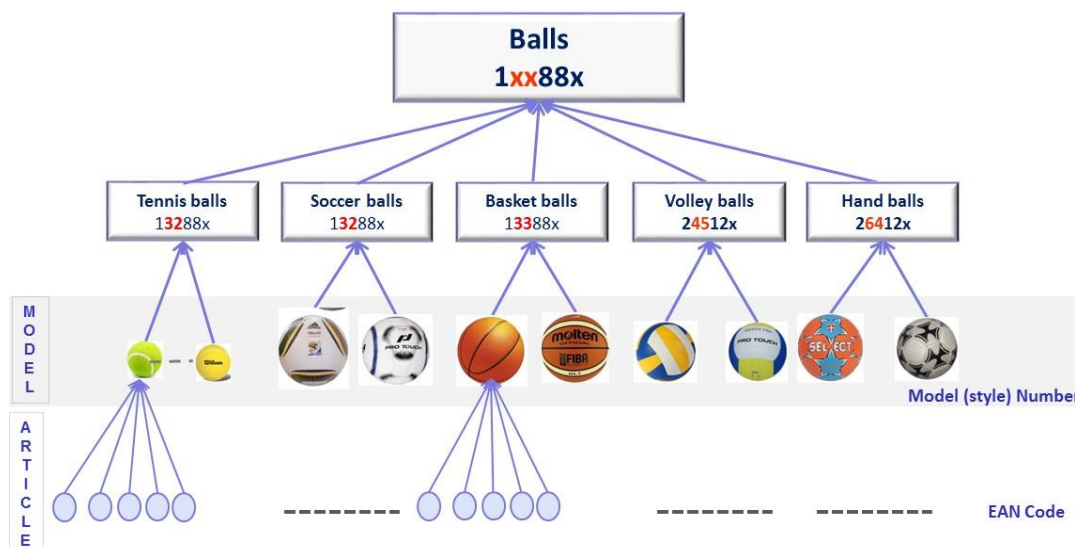
2.3.3.1 Product Main-groups (PMGr), Equipment

In equipment, the PMGr are defined according to the individual requirements of the respective activities. Similar activities (e.g. racket sports activities: tennis, squash, badminton, ...) have been structured identically.

The Codes of the Product Main Groups within the range from **01 to 69** are only unique **within** the single AC.

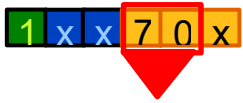
PMGr 70-99, are used for groups that re-occurs in several activities. For these type of products, the same PMGr code is used. This PMGr are then blocked, and cannot be used for other purposes in activities which do not carry these products. With this we grant better options for statistical evaluation.

One example is "balls", which exist in various sports activities. For balls, the PMGr 88 was reserved. Therefore, an evaluation of the PMGr "balls" can be obtained for one activity, several activities (range of activities) or for all activities.



The fix Main-groups start by the Main-group code 70.

So far, the following product main groups have been defined for Equipment (i.e. the code for the product group has been reserved).



70 =	Skis, boards
71 =	Sets/systems (ski, boards, fishing. Archery,....)
72 =	Special skis (Telemark, Mono, Baby,...)
73 =	Rackets, poles, sticks, bats, clubs, cues
74 =	Bindings (boards and skis)
75 =	Touring-/Telemark binding acc.
76 =	Knives & steel equipments
79 =	Fan articles
80 =	not used f.t.m.
81 =	not used f.t.m.
82 =	not used f.t.m.
83 =	Leisure bags
84 =	Sacs / Small bags
85 =	Golfbags / Bike bags
86 =	Bottles
87 =	Mats / Mattresses
88 =	Balls (Pucks)
89 =	Bags
90 =	Backpacks
91 =	Ski covers + binding covers
92 =	Helmets / Face protection
93 =	Protectors
94 =	Eye protectors
95 =	Watches / Measure / Search-devices
96 =	Tools, Care, Repair items
97 =	Literature, videos, films
98 =	Footwear accessories
99 =	Various items/Accessories --->

2.3.3.2 Product Main-groups (PMGr), Apparel

The structure of the product main-group apparel was defined in accordance to the human body. Therefore, the Apparel PMGr's are defined from the head (headgear) to the feet (stockings), starting from the "inner layer" (underwear) to the "outer layer".

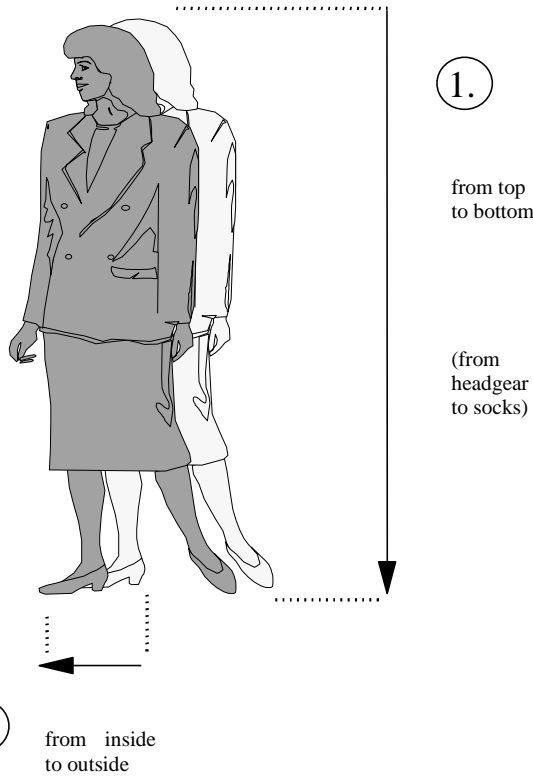
For apparel, the main groups have therefore been fix allocated as follows:



Graphic: the person in the back should wear underwear and the one in front sportswear.

Is "pullover" also used in English or is "slip-over" a better expression?

Product Main-group Number	Description
01 – 59 Standard Clothing/Apparel	
01	Caps / Hats / Peak caps
02	Headbands / sun screens
03	Scarves / Shawls
04	Gloves
05	Sports bra
06	Undershirt
07	Underpants
08	Panty hose or tights (leisure inner layer)
09	Underwear / Set
10	Bodies (underwear)
11	Bustier / Tops
12	T-Shirts / Tanks
13	Shirts
14	Blouses
15	Polos
20	Turtlenecks with zip
21	Turtlenecks without zip
25	Pullovers
26	Pullunders
27	Sweatshirts
28	Under jackets (cardigan)
29	Hooded sweatshirts
30	<i>Not used</i>
31	Overalls / Bodies
32	Suits
33	Track suits
34	Jackets / Blazers
35	3:1 jackets
36	Blousons
37	Jackets / Anoraks
38	Multi-function jackets (jackets w/membrane)
39	Windbreaker
40	Waistcoats (vests)
41	Coats (Winter coats)
42	Ponchos
43	Track pants long
44	Jet-/ Racing pants
45	Stretch pants
46	Bib/Strap pants
47	Pants long
48	Pants 3/4 to 7/8
49	Knickerbockers
50	Bermudas (not swimwear→= 66)
51	Shorts
52	Hot Pants / Briefs
53	Tights
54	Dresses
55	Skirts
56	Pant skirts
59	Socks / Stockings / Stirrups



60 – 69	Bathing and swimwear
60	Bathing- / Showering caps
61	Bikinis
62	Bikini top
63	Bikini pants
64	Swimsuits
65	Swimsuits supported
66	Swim-bermudas / Surf-bermudas
67	Swim shorts / Surf shorts
68	Swimming trunks / Surf trunks
69	Swimming suits

70 – 79	Replica
70	Fan-Headgear
71	Fan-T-Shirts / Polos
72	Fan-Tricots
73	Fan-Sweat / Top part
74	Fan-Jackets / Waistcoats
75	Fan-Rainwear
76	Fan-Pants
77	Fan-Suits
78	Fan-various apparels
79	Fan-Accessories

80 – 88	Rainwear
80	Rain jackets
81	Rain pants / Wader pants (fishing)
82	Rain ponchos
83	Rain coats
84	Rain overalls
85	Rain combinations
88	Rain hats

90 – 98	Team and Referee clothing
90	Tricots / Team tricots /Rash guards (surfing)
91	Team pants
92	Goalkeeper tricots
93	Goalkeeper pants
94	Referee clothing
95	Tricots garniture
96	Socks / Stockings / Stirrups
97	Marking vests
98	Various Team clothing
99	Accessories

List 3

2.3.3.3 Product Main Groups (PMGr), Footwear

For the product type “Footwear” the product Main-groups have been structured according to the individual requirements of each activity.

2.3.4 Product Sub-groups (PSGr)



The last digit of the code (position 6) is reserved for the product sub group.

2.3.4.1 Product Sub-groups (PSGr), Equipment

The product sub-groups for Equipment have been structured according to the individual requirements of each main group. Wherever possible it was paid attention to PMGr with similar PSGr requirements (same PSGr structure).

The PSGr „Zero“ (0); is only used for “various” products of the corresponding PMG. That means that all products which cannot be allocated to one of the other PSGr will be assigned to PSGr zero.

PSG „Zero“ (0) within equipment will never be used for any other purpose.

The PSGr. „Nine“ (9:) is only used for „Accessories” of articles of the corresponding PMGr. That means for accessories of articles of the individual PSGr. of the corresponding PMGr.

PSGR. 9 within equipment will never be used for any other purpose.

Accessories which are of more general art and cannot be allocated to one of the PMGr, are assigned to the PMGr 99 “Various Items / Accessories”..

2.3.4.2 Product Sub-groups (PSGr), Apparel

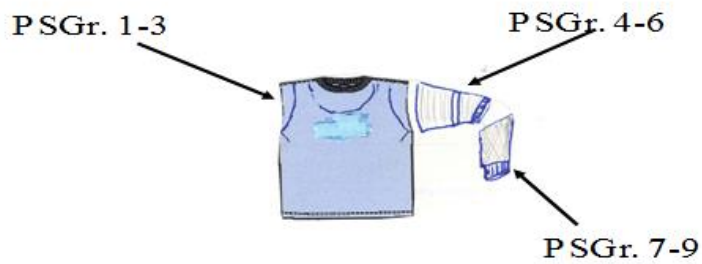
The product Sub-groups for the Apparel are divided to Unisex/Men, Ladies and Children. For some PMGr, the PSGr have been further divided according to "short or long" Apparel units or other characteristics/features relate to the main group.

Following table and examples show the standard structure for upper parts and bottom parts:

Upper (e.g.Shirts)		Bottom (e.g.Pants)	
PSGr	Text	Sex	Text
1	sleeveless	Men / Unisex	short
2	sleeveless	Ladies	short

3	sleeveless	Children	short
4	Short sleeve	Men / Unisex	Half long
5	Short sleeve	Ladies	Half long
6	Short sleeve	Children	Half long
7	Long sleeve	Men / Unisex	long
8	Long sleeve	Ladies	long
9	Long sleeve	Children	long

Top



Here some Examples:

For T-Shirts, the following PSGr have been allocated:

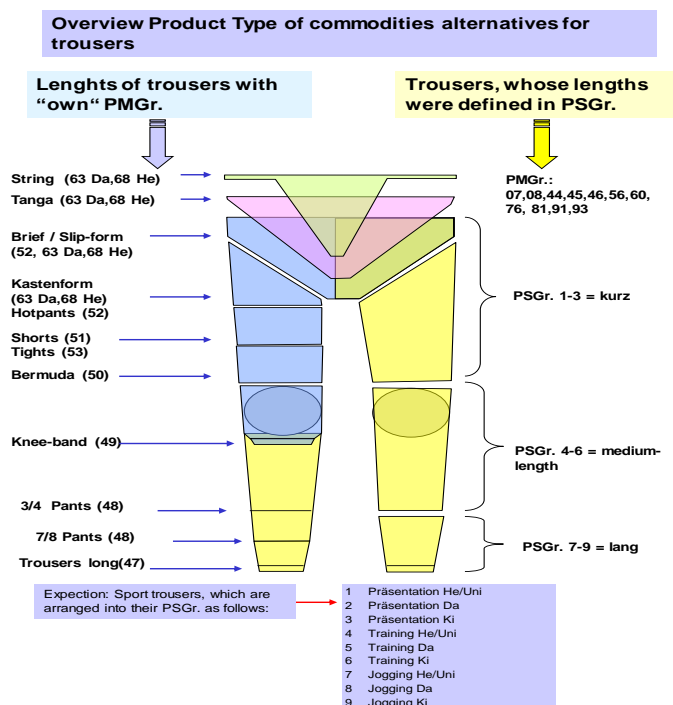
Charts Textile new = Apparel

Category	Activitiy	Prod.	Main Group	Product Sub Group
2 Textile				
	00 Multisport			
		12	T-Shirts	0
				1 Sleeveless Men/Uni
				2 Sleeveless Lad
				3 Sleeveless Chi
				4 Short sleeves Men/Uni
				5 Short sleeves Lad
				6 Short sleeves Chi
				7 Long sleeves Men/Uni
				8 Long sleeves Lad
				9 Long sleeves Chi

For underpants, the following PSGr have been allocated:

Category	Activitiy	Prod.	Main Group	Product Sub Group
2 Textile				
	00 Multisport			
		07	Underpants	0
				1 Briefs Men/Uni
				2 Briefs Lad
				3 Briefs Chi
				4 Boxershorts Men/Uni
				5 Boxershorts Lad
				6 Boxershorts Chi
				7 long Men/Uni
				8 long Lad
				9 long Chi

Following graphic shows the allocation of pants in various length:
(to be checked to which extend still 100% valid – exceptions!)




2.3.4.3 Product Sub-groups (PSGr), Footwear

The product PSGr for Footwear, with a few exceptions, are structured according to Unisex/Men, Ladies and Children. The following description gives an example of this structure:

Category	Activity	Product Main Group	Product Subgroup
3	Footwear		
		64 Mountaineering	
		26 Hikkina	
			0
			1 Men/Uni low
			2 Lad low
			3 Chi low
			4 Men/Uni mid
			5 Lad mid
			6 Chi mid
			7 Men/Uni high
			8 Lad high
			9 Chi high

To be added?

- Matrix overview HW-TX-FW (check first if still updated)
[Charts](#) or



- Chart to be integrated:

1 FEDAS Code for T-Shirts



www.fedas.com → search activities with T-Shirts

F E D A S

2.4 MATERIAL:

As far as possible material should not be a criteria for a product group
WHY?

- This would extend the existing key → too many extra PCK
- Example jeans → pants, shirt, jackets, sleeveless jackets, caps, etc
- Certain items consist of multiple important material, which would extend the PCK by the factor n (n = number of material)
- Materials are often not a long lasting criteria → PCK will change too frequently

2.5 B&B APPLICATION AND PCK ??????

2.6 TABLE OF GRAPHS ?????

Graphics & Tables

Tabelle 1 **Fehler! Textmarke nicht definiert.**